

## Access Lynda.com on the go!

Download the Lynda.com app for FREE! Access Lynda.com on the go, either through our mobile site.



## Lynda.com Tutorial

“How to Use Lynda.com”

<http://www.lynda.com/Businesstutorials/How-use-lyndacom/77683-2.html>

## Can I watch Lynda.com videos At any hour?

- It is a professional tool provided by the Atheneum to fit your needs, and you can best guide your times set aside.
- Add Lynda to your scheduled times to spend (weekly, monthly) on completing/attending presentations.
- Learn Non work-related skills you want to learn (i.e.: “photography”)

## Other eLearning Resources

UMD Trainings [training.umd.edu](http://training.umd.edu)  
Coursera (MOOCs) [www.coursera.org](http://www.coursera.org)  
Coursera is an education platform that partners with top universities and organizations worldwide, to offer courses online for anyone to take, for free!

TED [www.ted.com](http://www.ted.com)  
Ted is devoted to spreading ideas, usually in the form of short, powerful talks (18 minutes or less). TED covers almost all topics – from science to business to global issues – in more than 100 languages.


Khan Academy [www.khanacademy.org](http://www.khanacademy.org)  
Khan Academy's materials and resources are available to you completely free of charge.

Lectures, Maker Builds, etc...  
And many more other live programs at the library!

Blog, design, edit,  
animate, shoot, create,  
illustrate, present.

[learn more](#)

**lynda.com**  
Online Software Training



One India Street, P.O. Box 808  
Nantucket, MA 02554  
(508) 228-1110  
[www.nantucketatheneum.org](http://www.nantucketatheneum.org)



**lynda.com**  
@ Nantucket Atheneum



Turn on. Log on. Get smart for Free

Photography - audio - 3D - design





## How to Sign In

From the Atheneum Website  
(www.nantucketatheneum.org)

- 1) Click on "Research and Services"
- 2) Go to "Online, Streaming, Research & Learning Options"



- 3) Find "Lynda.com"
- 4) Enter your library card and PIN.

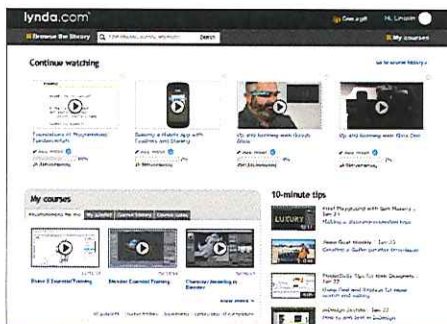


OR

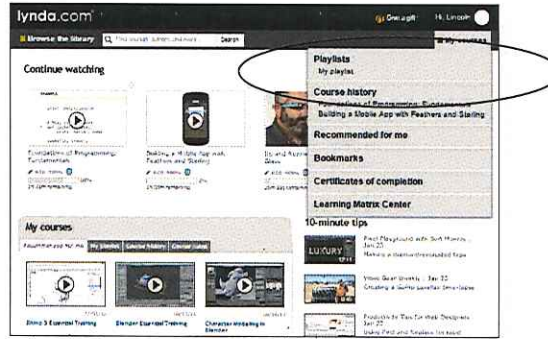
- 1) Go directly to www.lynda.com
- 2) Choose click "Login" and choose the "Organization Login" tab. Enter our URL: www.nantucketatheneum.org
- 3) Enter your library card and PIN.

## Search Lynda

1. Search by Topic, Title, or Author
2. Filter by Courses or Videos
3. Decide what skill level you want to view (Beginner, Intermediate, Advanced)
4. Lynda will set it up by Subject, Software, Company, and Author.

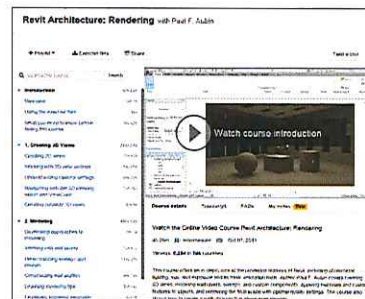


## Create Playlist



1. You can click on a video and save it to "My Playlist" to view later.
2. If you are a supervisor, you can create Playlists for your team and include them in their PRD (Goal Setting meeting).
3. You can print and attach to the PRD form and share a copy for follow up.

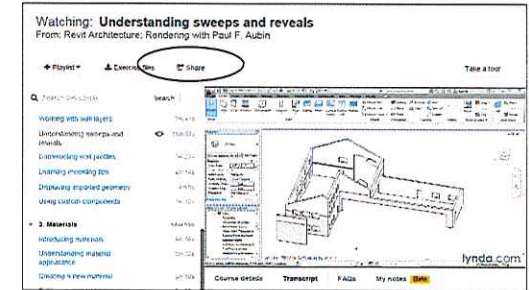
## Videos



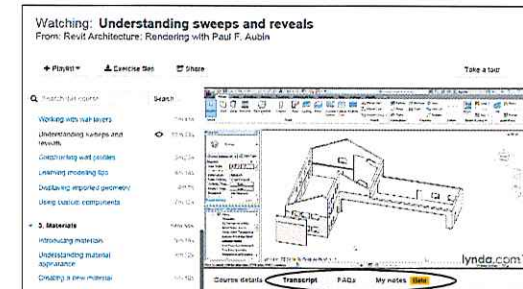
1. The videos are as short as 1 minute, and are accessible 24/7 through computers, tablets and smartphones.
2. Each video has a Transcript you can follow; closed captioning is available.
3. Each video has an Exercise File. You can pause the presentation to work through it when directed.
4. You can complete presentations as a team using a conference room to watch together.

## Share Videos

You can share the video with anyone via E-mail, Facebook, LinkedIn, etc.



Take notes as you watch the videos!  
While your video plays, you can now take notes and save for later.



## Certificate of Completion

You receive a Certificate of Completion for each presentation (print and provide this list to your supervisor, as requested)

