

FAQs:

Do I need an internet connection?

Yes, to browse the catalog and to download.

What happens when a title expires?

The titles will automatically return themselves, no action is needed on your part.

What if I don't finish my book?

The app will remember your place, simply check out the title again to resume reading. Your *Settings* controls how many past titles are remembered.

Can I renew a book?

Yes! If there are no holds on the title, you can renew two days before it is due. Simply tap on the cover for your details, and tap Renew Loan, then Renew!

Can I return an eBook early?

Yes! Tap the cover, then Return Title to Library, and confirm by tapping Return.

Can I borrow a Kindle eBook?

To read a Kindle eBook you will have to check out the title on a Libby-compatible device and send it via your Amazon account.

Use these instructions for tablets, smartphones, Chromebooks, and devices running:

- Android 4.4 or higher
- iOS 9 or higher
- Windows 10

How many books can I request?


Libby and Overdrive allow:

- 5 current check-outs
- 10 holds

Borrow eBooks and Audio Books with your Smartphone/ Tablet



Libby by OverDrive



One India Street, P. O. Box 808

Nantucket, MA 02554

(508) 228-1110

www.nantucketatheneum.org



1. Install App

- Search for *Libby, by Overdrive* in your device's app store.



- Install the free app.
- Scroll through the welcome page to “Find my Library” and the app will use your location to find your nearest library.
 - If the map doesn't find your library, type the zip code. The Nantucket Atheneum (02554) will appear under the CLAMS network.
- Tap on your library to select!
- In the top-right, corner, tap *Add Your Card* and you will be ready to start checking out books.

Add Your Card 

2. Explore

- Libby has two areas, **Library** and **Shelf**. **Library** lets you explore titles to check out and **Shelf** shows you everything you have checked out.




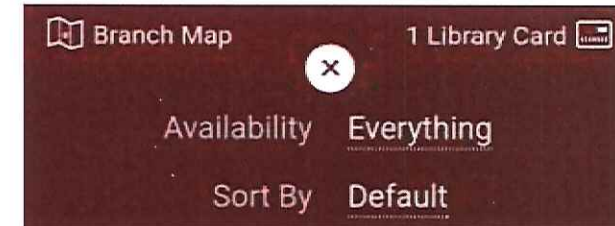
- Using the magnifying glass at the top of the page you can search for a book by author, title, or keyword.
- Tap on a book cover to learn more, and tap *Borrow* to check out. If a title is unavailable you can always *Place a Hold*.
- You can find all your loans and holds under the **Shelf** section of the app.
- Tap *Open Book* to start reading.


Tip: If you can't find something, Libby uses three parallel lines to indicate a menu, like this:



3. Tips & Tricks

- You can use the  icon to modify your default search and display settings (below):



- Use the **Download Settings** to control when your loans are downloaded—including automatically when you're on WiFi.
- Audiobooks display a set of headphones on their book cover: 
- Not sure when a book is due? Want to return it? Or just want to see the details about it? Go to your **Shelf** and tap on the title to learn more.
- Have library cards for other systems? Add another library card to expand your collections.